

Structural Ply 9mm

Sheet Size : 2400 mm x 1200 mm x 0 mm

Cutting List

Symbol	Length	Width	Qty
A	300 mm	216 mm	36
B	291 mm	216 mm	3
C	282 mm	216 mm	3

Job Layout

Job Reference :

Client Name : RoboCup NSW/Australia Layout 1 of 4 (x1) - Structural Ply 9mm (2400 mm x 1200 mm)

Date Required : 2/01/2016

Occurrences : 1

Total Sheets : 4

Phone Number :

Sheet Panels : 42

Job Panels : 134

Fax Number :


Layout Wastage : 6.11%

Job Wastage : 6.93%

Cell No :

Sheet Cut Length : 22222 mm

Job Cut Length : 80523 mm



Occurrences

X1

Grain Direction



Structural Ply 9mm

Sheet Size : 2400 mm x 1200 mm x 0 mm

Cutting List

Symbol	Length	Width	Qty
A	300 mm	216 mm	14
B	2002 mm	216 mm	2
C	291 mm	216 mm	11
D	282 mm	216 mm	2

Job Layout

Job Reference :

Client Name : RoboCup NSW/Australia Layout 2 of 4 (x1) - Structural Ply 9mm (2400 mm x 1200 mm)

Date Required : 2/01/2016

Occurrences : 1

Total Sheets : 4

Phone Number :

Sheet Panels : 29

Job Panels : 134

Fax Number :

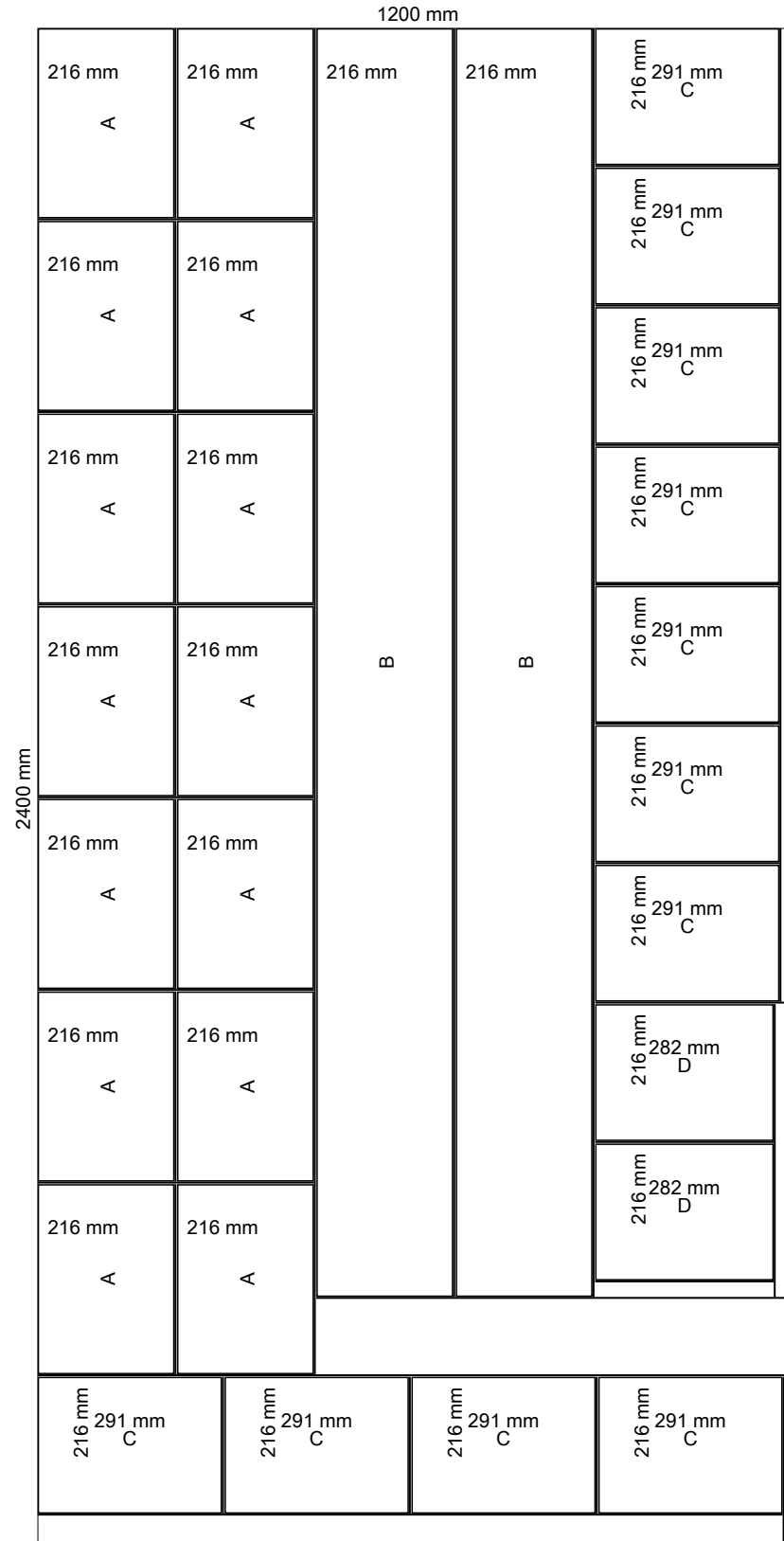
Layout Wastage : 10.23%

Job Wastage : 6.93%

Cell No :

Sheet Cut Length : 19528 mm

Job Cut Length : 80523 mm



Occurrences

X1

Grain Direction



White Melamine 16mm

Sheet Size : 2400 mm x 1200 mm x 16 mm

Cutting List

Symbol	Length	Width	Qty
A	1800 mm	282 mm	1
B	300 mm	300 mm	10
C	300 mm	291 mm	14
D	282 mm	300 mm	1
E	291 mm	282 mm	1

Job Layout

Job Reference :

Client Name : RoboCup NSW/Australia Layout 3 of 4 (x1) - White Melamine 16mm (2400 mm x 1200 mm)

Date Required : 2/01/2016

Occurrences : 1

Total Sheets : 4

Phone Number :

Sheet Panels : 27

Job Panels : 134

Fax Number :

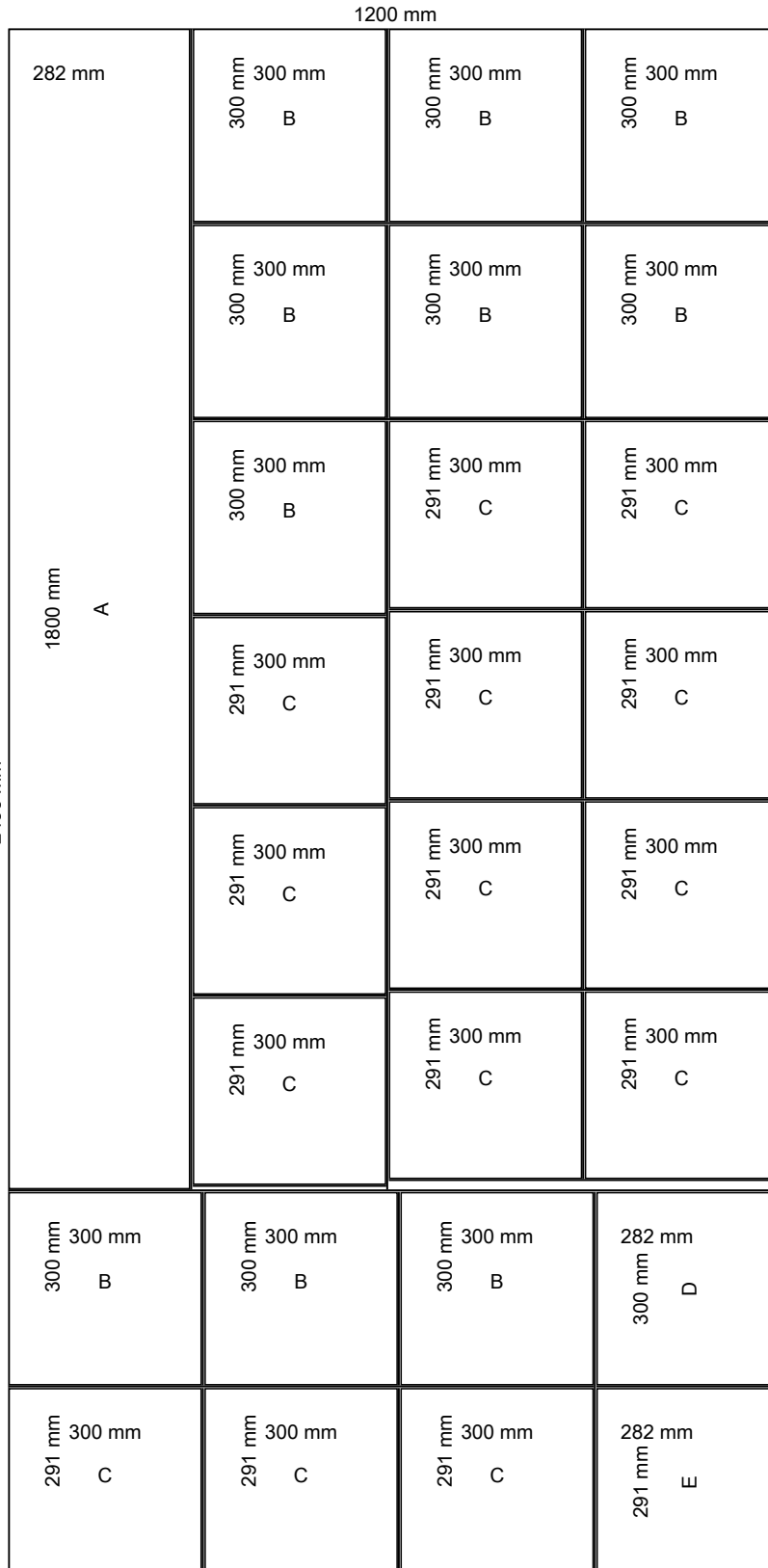
Layout Wastage : 2.90%

Job Wastage : 6.93%

Cell No :

Sheet Cut Length : 18542 mm

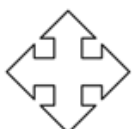
Job Cut Length : 80523 mm



Occurrences

X1

Grain Direction



White Melamine 16mm

Sheet Size : 2400 mm x 1200 mm x 16 mm

Cutting List

Symbol	Length	Width	Qty
A	300 mm	291 mm	3
B	291 mm	291 mm	15
C	282 mm	300 mm	4
D	291 mm	282 mm	4
E	250 mm	282 mm	2
F	200 mm	282 mm	2
G	150 mm	282 mm	2
H	125 mm	282 mm	2
I	50 mm	282 mm	2

Job Layout

Job Reference :

Client Name : RoboCup NSW/Australia Layout 4 of 4 (x1) - White Melamine 16mm (2400 mm x 1200 mm)

Date Required : 2/01/2016

Occurrences : 1

Total Sheets : 4

Phone Number :

Sheet Panels : 36

Job Panels : 134

Fax Number :

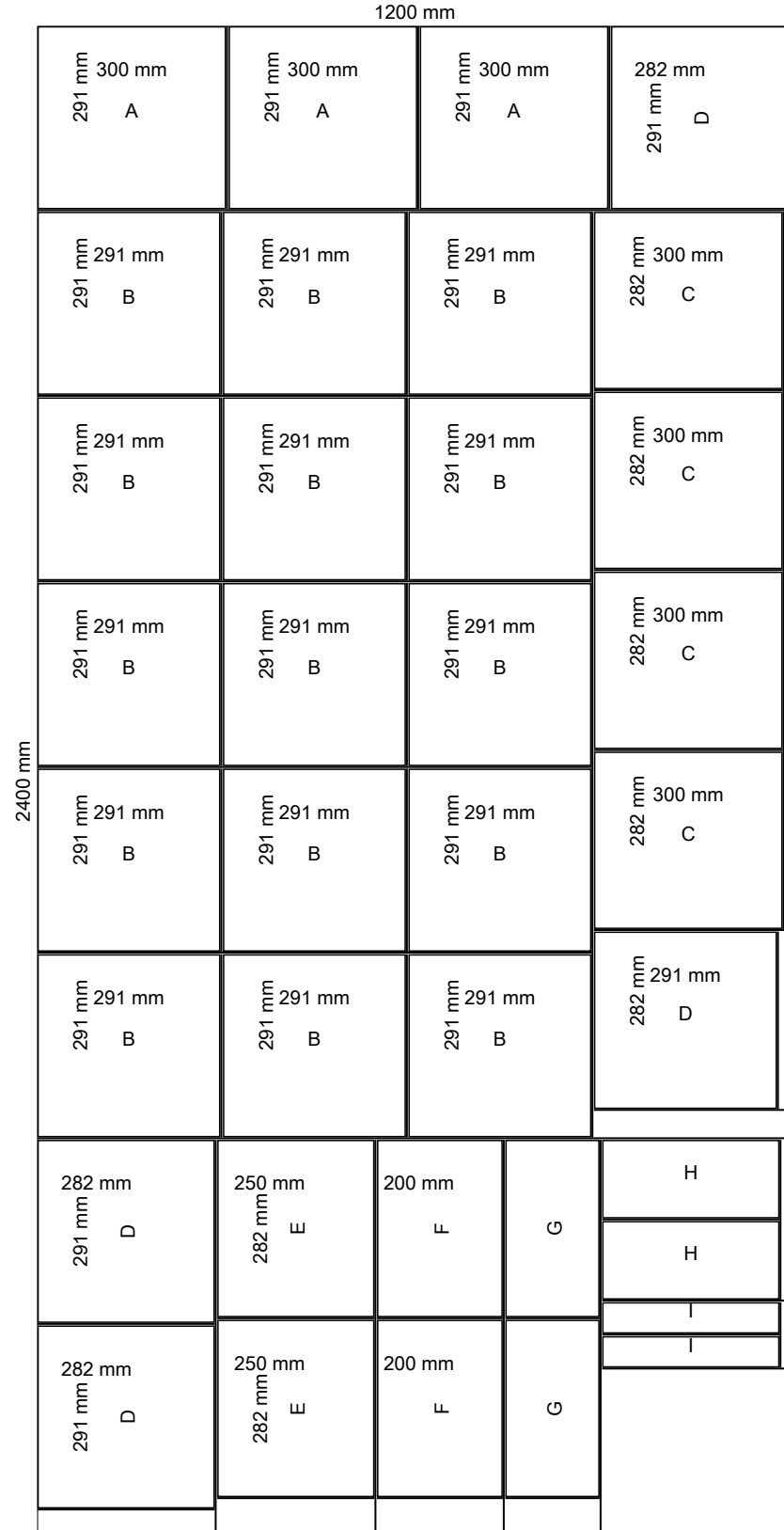
Layout Wastage : 8.48%

Job Wastage : 6.93%

Cell No :

Sheet Cut Length : 20231 mm

Job Cut Length : 80523 mm



Occurrences

X1

Grain Direction

